



The RAC Driving Abroad Report
The Road to Freedom



The RAC Driving Abroad Report

The Road to Freedom

Contents

Title	Page
1. The Road to Freedom	3
2. UK motorists' attitudes and experiences of driving abroad	7
3. Before you go...	12
4. When you get there	14
5. Country checklist	17
6. If things go wrong	21
7. Driving abroad checklist	22
8. Need more advice?	24



Welcome

In today's hectic world it is perhaps little wonder that more than 4.2m motorists choose to take control and travel to Europe by car, many to experience the joys a driving holiday has to offer.

No invention in the history of mankind has done more to extend personal freedom – our ability to go where we want, when we want – than the car. In the UK our only confines are the boundaries of our island nation. It is unsurprising, therefore, that so many British motorists choose to break free every year and travel to Europe's wide open spaces by car, many simply for the pleasure a driving holiday brings.

Whether you're in your own car or arriving and hiring, being independently mobile overseas is vital for those looking for freedom and flexibility – not to mention that frisson of excitement that always comes when leaving home, all packed up and ready for adventure.

Which is why in this, the RAC's Driving Abroad Report, we dive deep into all aspects of family holidays in Europe. Why do we decide to go away by car together, when should the planning start, and where do we prefer to go?

And because we know a little trepidation often goes with the anticipation of what's to come, we also consider some of the dangers faced by motorists' who don't take appropriate precautions while driving abroad and show how you can make sure your holiday is as risk-free as possible.

Much of the preparation for this starts long before putting the key in the ignition so we've also included an in-depth compilation of country-by-country driving information to make sure you arrive fully briefed and ready to enjoy your time on the continent.

We hope you find this report useful – and bon voyage!

Andrew Frankel
Motoring Journalist



1 The Road to Freedom

The latest RAC research shows that, given the choice, more than half (54%) of those surveyed would rather drive to Europe than take any other form of transport.

Perhaps unsurprisingly, due to its close proximity and easy access to a range of beautiful locations, France (78%) was the most popular destination for those who drove abroad in 2013 followed by Belgium (20%) and Germany (18%).

The top three reasons people cite for wanting to take their car abroad are:

- Freedom of being able to do what you want, when you want – 73%
- Seeing places you wouldn't see by flying – 54%
- Exploring a country 'up close' by road – 45%

With the UK lagging way behind our European counterparts in terms of road quality, good road surfaces is the top reason people enjoy the experience of driving on the Continent (42%), followed by the low cost of fuel compared to the UK (32%).

A fifth of motorists (20%) also want to experience faster roads that parts of Europe have to offer, combined with 18% having the perception there are fewer speed cameras watching in the first place.


The most common way people plan for their driving holiday in Europe is through online research (57%), although a cross section will also use road maps and guidebooks (42%) alongside a fifth who take recommendations from friends (21%).

But more than one motorist in 10 (13%) wants to experience a more adventurous route with very little planning and instead will just 'get in the car and drive'.

While on the road, UK motorists are prepared to put up with a fair amount of travel time with the average round trip taking 30 hours – which does not include driving hours once they have reached their destination.

With nearly 20% of people worried about in-car arguments on the journey, a key way of helping the time go more quickly, is by taking a range of mobile technology for entertainment.

The most common entertainment devices UK motorists take with them are:



This is alongside more functional aspects of technology, which include:





Doing your homework

The often stressful process packing of packing the car is more likely to be completed by the man of the house (37%) with women 10% less likely to do so and, perhaps surprisingly, 23% of families complete the task together.

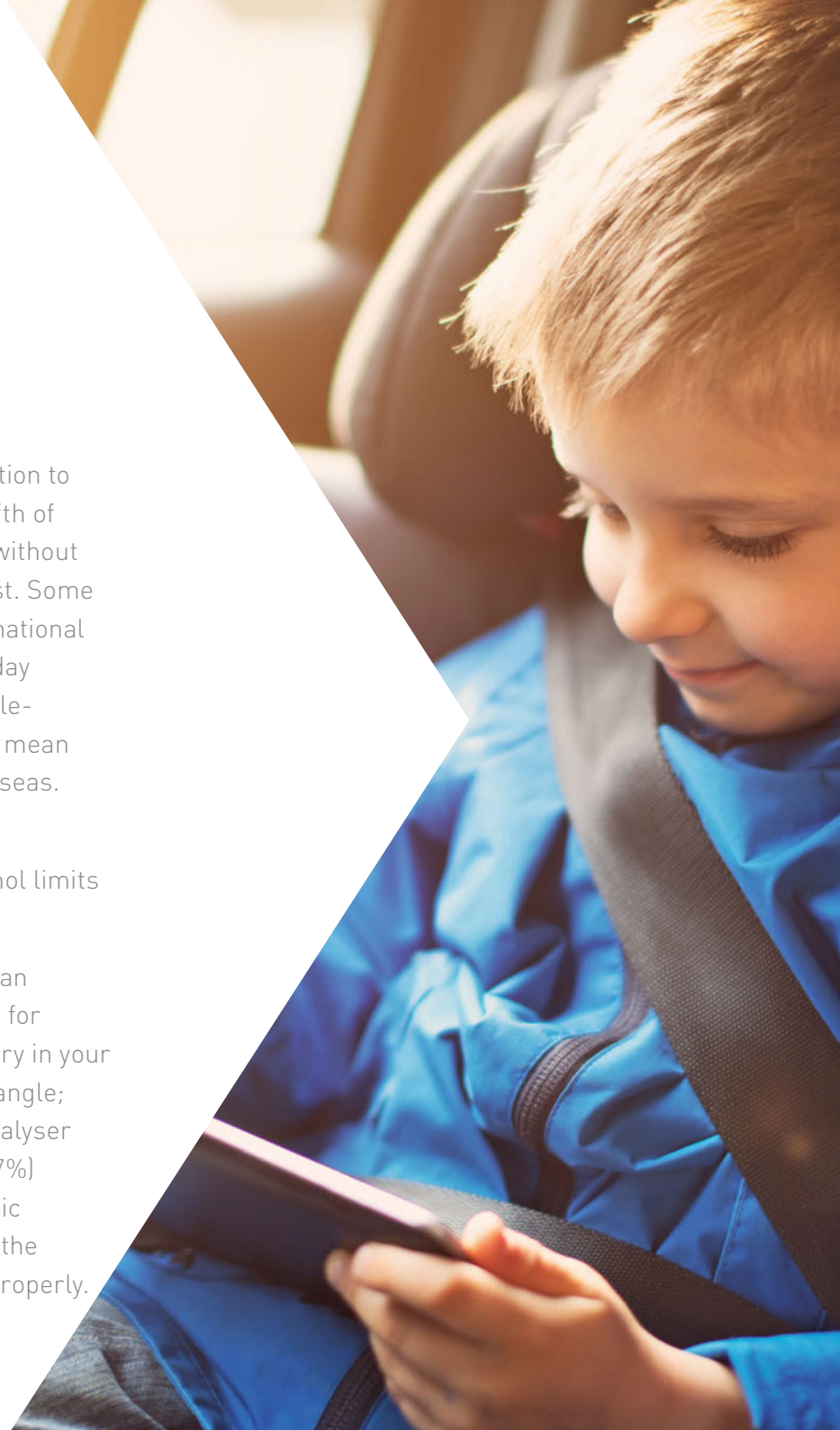
However, all the excitement, planning and fun involved in driving abroad aside, many UK motorists are actually failing to 'do their homework' before they take their vehicle overseas.

RAC research shows that just four in 10 (43%) spend between one and two hours researching all aspects of driving before they go abroad, while 14% of British drivers spend just half an hour finding out what they need to know before heading to foreign roads. A further 6% admit they spend no time whatsoever on pre-road trip research. With

this distinct lack of planning or attention to detail, it is hardly surprising that a fifth of drivers (20%) have driven in Europe without researching the rules of the road first. Some 18% have failed to find out what the national speed limits are in their chosen holiday destination, while 17% have not double-checked what any of the traffic signs mean before getting behind the wheel overseas.

More than one in 10 (13%) of British holidaymakers fail to check the alcohol limits in the countries they are visiting.

And, at a time when different European countries have varying requirements for compulsory equipment you must carry in your car at all times (such as: warning triangle; reflective jacket; winter tyres; breathalyser etc.) nearly a fifth of UK motorists (17%) have risked problems with local traffic enforcement authorities by taking to the wheel without doing their research properly.





1 The Road to Freedom

The family that drives together thrives together.

Being able to take the family on holiday in one vehicle with all your 'stuff', is a great pull and, indeed, three in five (60%) journeys to EU destinations are for a family holiday.

For those parents with school-aged children, either mum or dad will take on the mantle of planning the holiday (24% dads, 21% mums) but mostly the holiday is organised jointly (44%) and three out of five (58%) parents involve their children in the decision-making process.

Family bonding can start right at the get-go with a quarter of families packing the car together and a real variety of in-car activities shared and enjoyed along the way.

Interactive, more 'old-school' games are just as popular as ever with seven in 10 (68%) families using these as regular ways of passing the time.

According to the research, the most commonly used are:

61%
Games that involve other cars on the road

60%
Naming games (eg: I spy)

49%
Alphabet-related games

A potential surprise, given the access to technology that young people have now, reading books (41%) is up there with watching DVDs (40%), although playing computer games (46%) just pipped these past the post as ways to help them pass the time.

These may be a key part of the road trip itself, but parents overwhelmingly (70%) feel that the overall experience of driving in Europe is educationally beneficial for children and young people.

In particular the educational benefits they think it enhances are:

68%
Geography

54%
European history

51%
Developing language skills

Other reasons that parents consider driving to Europe good for a young mind is that it makes them all round better communicators (24%), helps them develop relationships (18%) and is character building (15%).



2 UK motorists' attitudes and experiences of driving abroad

Driving abroad can be an experience to remember, so make sure it's not one you want to forget! Having reviewed the range of benefits and feelings of adventure, there is still some conflict at the heart of a motoring holiday abroad.

In fact, many motorists admit natural concerns and worries about what may happen on the trip and how they feel even before setting off.

The top perceived frustrations of driving abroad are:

- Overall expense of the cost of fuel (total journey) (42%)
- Length of drive impacts on overall time relaxing at destination (38%)
- Getting stuck in traffic queues and tolls (32%)

A fifth (19%) of UK motorists also don't feel confident at all about driving their cars in Europe and, despite wanting to take to European highways and byways, more than

three quarters (76%) of motorists believe driving abroad is more stressful than driving in the UK.

Top of the list of things UK motorists are stressed about when contemplating driving abroad are:

59%

Driving on the opposite side of the road

50%

Understanding different traffic signs

47%

Different rules of the road

32%

Getting lost

32%

Language barriers

2 UK motorists' attitudes and experiences of driving abroad

But it's not just the different driving rules, regulations and unfamiliar terrain that stresses out British motorists when planning road trips. Many are worried about what they would do if their car broke down abroad.

The top five main concerns are:

51%

How to get roadside assistance as quickly as possible

44%

Speaking to someone who can help who understands/speaks English

40%

How to get the car back to the UK if it can't be fixed quickly abroad

37%

The cost of repairs

35%

Dealing with foreign garages/mechanics

The RAC handles more than 50,000 calls each year from customers who have broken down in mainland Europe and need specialist assistance. For some, their cars can be repaired and they continue with their holiday but for hundreds of Brits abroad, their long anticipated road trips are brought to a complete standstill when their vehicles break down and they need to be repatriated to the UK.

Drivers with older cars should take particular heed – 70% of breakdowns abroad occur with cars more than five years old, while over a third (37%) of repatriations dealt with by the RAC last year were for cars that were more than nine years old.

British motorists who break down abroad without adequate breakdown cover could be faced with a hefty average bill of up to £1,000 if they are in France, but double that amount if they find themselves stranded further afield, for example in Southern Spain or Italy and their car needs to be recovered and returned to the UK. This

could mean some UK drivers face the prospect of actually paying nearly as much as the cost of their holiday just to get their car back home.

Keeping on track

Any holiday can be an expensive business and, while driving abroad allows you to make decisions that can save pennies, failing to provide yourself with European breakdown cover for your vehicle could mean that your holiday on a shoestring ends up breaking the bank.

If you are planning to take your car across the channel and holiday in mainland Europe don't assume your vehicle has the same level of breakdown cover abroad as it does at home.

You can get RAC travel insurance especially for self-drive holidays.

To get a quote give us a call FREE on:

0870 333 2784



2 UK motorists' attitudes and experiences of driving abroad

You need to review your policy carefully before you set off and check that it covers roadside assistance, recovery and, preferably, repatriation if you break down.

If this proves not to be the case, take steps to increase your existing policy or take out standalone European breakdown cover to avoid unnecessary stress and significant additional expense.

The key reason for this is that the costs of repair and recovery can be much higher in Europe and car parts are often more expensive, too, particularly if they are different for right and left-hand drive cars. And, if you are involved in an accident, it is more complicated overseas than at home where your insurer arranges for the car to be taken to a garage and repaired.

Crashing abroad may involve you having to make your own repair and recovery arrangements – difficult and extremely stressful if you don't know the area and can't speak the language.

Without adequate breakdown cover, you could end up counting the cost with a long list of expenses to add to your final holiday bill.

European Breakdown Cover

Because the RAC knows how important your holidays are and we want you to remember them for the right reason. To help motorists ensure they have the right level of cover for their journey, the RAC developed a new 5* Comprehensive European Breakdown Cover – should the worst happen.

There is single trip and annual policies for vehicles of any age and cover if you're towing. We'll fix you at the roadside or tow you to the nearest garage for repair. And you'll also have the reassurance of an English speaking helpline available 24/7.

For information on our European Breakdown cover visit:

www.rac.co.uk/breakdown-cover/euro-breakdown

or call us FREE on:

0800 015 6000





3 Before you go...

Before you leave for your holiday, there are a number of things you can do to ensure that you are prepared for any eventuality – saving you time, money and stress while you're far from home.

- Familiarise yourself with the driving laws of the country you are visiting. This means more than just checking what side of the road to drive on – it should also include speed limits; what paperwork or documentation is required by law; alcohol limits and any other important rules and regulations
- Check what compulsory in-car equipment is required in the country or countries you will be driving in. For example, in July 2012 it became compulsory for all cars on French roads to carry a portable breathalyser. The kits enable motorists to check if they are under the French limit of 50mg per 100ml of blood which is 30mg lower than the UK. Motorists in France are also legally obliged to carry a warning triangle and fluorescent vest
- Check with your insurance company that you're fully covered to drive abroad. If you

don't have overseas cover, you will only have the minimum legal cover (usually third party only) in the EU and you may need to pay an extra premium to extend your insurance cover

- Get a European Health Insurance Card (EHIC). This entitles you to reduced or free state healthcare if you fall ill or are injured when travelling abroad. It is no substitute for a travel insurance policy. More details available at: <http://www.nhs.uk/NHSEngland/Healthcareabroad/EHIC/Pages/about-the-ehic.aspx>

A good place to look for country-specific advice is the RAC website where you will find a wealth of useful information, visit:

www.rac.co.uk/travel/driving-abroad

You can also visit the Foreign Office website for additional information at:

www.fcowidget.com





3 Before you go..

- Never assume your breakdown cover extends abroad. You may need to increase your existing cover or take out standalone European Breakdown policy to avoid unnecessary stress and significant additional expense if anything goes wrong
- Create a travel pack containing all the appropriate documentation you will need to comply with the legal requirements of the country you are visiting and to help if you get into difficulties. In addition to your passport and driving licence this may include: vehicle registration document (V5); motor insurance certificate; International Driving Permit (if required or advised); breakdown policy and contact numbers; travel insurance documents and any emergency helpline numbers
- Prepare your car before your trip by making sure it is serviced. There are also simple things you can do yourself to make sure your car is in good, roadworthy condition such as checking your tyre pressures and tread and topping up your oil and checking your coolant level. These simple tasks are vital to keeping your car running smoothly on the road and to stop your engine overheating
- Don't forget that your vehicle must display the appropriate country identification letters (e.g. GB). Failure to do so may result in an on-the-spot fine, but if your number plates include the GB Euro symbol, you do not need a sticker within the EU
- Stock up on your in-car 'tool kit' – make sure you have a breakdown kit in your car including: fire extinguisher, first-aid kit, tool kit, torch, blanket, warning triangle and reflective jacket. A jack and wheel removal tools in case of a puncture could come in extremely handy when you're on the move abroad

You can get RAC travel insurance especially for self-drive holidays.

To get a quote give us a call FREE on:

0870 333 2784

4 When you get there...

Taking your car on holiday can be an enjoyable and liberating experience – no crowded airport terminals, long taxi queues or wasting valuable time waiting for local buses. But British motorists beware – driving abroad is not without its challenges, ask anyone who has experienced rush hour in Rome, been grid-locked in Greece or tackled the Arc de Triomphe in Paris!

Always bear in mind that driving in unfamiliar places can bring unexpected problems. Make sure you are as prepared as possible and haven't bitten off more than you can chew. Follow our handy 11-point advice guidelines for when you get there.

1. Get on the right track – remember most European countries drive on the right-hand side of the road (the exceptions are: the UK, Irish Republic, Cyprus and Malta). This means that typically, you'll be negotiating roundabouts in an anti-clockwise direction rather than clockwise! If you find you have to overtake, exercise extra caution as it is not easy in a left-hand drive car and may be safer when you reach a stretch of dual carriageway

2. Don't get caught out in the headlights – it is a legal requirement not to dazzle oncoming drivers. Make sure you adjust your headlamps ready for driving on the right-hand side of the road. Headlamp converters (stickers you put on your headlights) are widely available and you can buy them from the RAC shop
3. Map out your travel plans –Sat-navs are invaluable, but it's worth double-checking your route with a detailed map of the area. Remember to bear in mind that sat-nav requirements may differ from country to country – for example, in France, it is illegal to use sat-nav equipment with radar detection indicating where fixed speed cameras are located

You can buy European driving kits and other essential items at the RAC shop, visit:

[www.racshop.co.uk/
driving-in-europe.html](http://www.racshop.co.uk/driving-in-europe.html)





4 When you get there...

4. Keep the loose change – many European countries operate toll roads, so make sure you have plenty of loose change in the correct currency to cover the cost of tolls. It is also worthwhile keeping some spare money to cover any unexpected costs that crop up along the way
5. Expect the unexpected – drive carefully and cautiously, taking extra care to be really observant. Remember the local driving style may be very different to that of the UK. The advice from the Foreign Office is to drive defensively when abroad and to expect the unexpected at all times
6. Stick to the rules – make sure you obey the rules and regulations of the road. This means sticking to all the speed limits and observing what we as UK drivers may think are rather obscure rules – e.g. in Spain and Switzerland, if you wear prescription glasses, always carry a spare set; and in Spain, never wear flip flops while driving and in Italy only park in the direction of the flow of traffic. Observing the local rules will make your holiday go much smoother - attempting to discuss a driving offence with a police officer in a foreign language or using broken English and sign language is never easy!
7. Take a break – driving is tiring at the best of times but if you are driving overseas in unfamiliar areas, concentrating on driving on the right hand side of the road and reading different road signs it can be even more exhausting. Ensure you take frequent breaks and stop in a safe place for a rest if you are feeling tired
8. Use your common sense – just because you're on holiday doesn't mean you throw all your common sense out of the window! Wear your seatbelt at all times and make sure your passengers are wearing theirs, don't use your mobile phone while driving and make sure you don't get distracted by your sat-nav
9. Beware 'wear and tear' – any driving holiday when you are using your car for long periods of time may increase wear and tear on your vehicle. It's worth checking your tyres,

4 When you get there...

windscreen, mirrors and lights throughout your holiday to be on the safe side

10. Watch out, thieves about – protect your car from being broken into by exercising vigilance. Don't leave valuables in sight, check your vehicle is locked and park in safe, well-lit areas
11. Accidents happen – if you are unfortunate enough to be involved in an accident, contact your insurer immediately and call the police. Obtain the other driver's full details together with the names and contact details of any witnesses. Remember to take photographs of the damage to your vehicle

With plenty of preparation and taking extra care and caution, driving holidays in Europe can be rewarding and enjoyable giving you the opportunity to really get off the beaten track and experience for yourself the real, authentic character of the country.

To help British drivers planning a road trip this year, we have developed the following useful checklist of what you need to remember to take in the top five European driving holiday destinations:

For more information, details and specific advice on different countries, visit:

www.rac.co.uk/travel/driving-abroad
or visit the Foreign Office website



5 Country checklist

France Checklist

- A valid, full UK driving licence
- A GB sticker clearly displayed on the back of your car (unless your car has 'Euro-plates' (number-plates that show a circle of 12 stars on a blue background))
- Your motor insurance certificate
- Headlamp converters (stickers you put on your headlights when you're driving on the right, so your lights don't dazzle motorists coming the other way)
- A warning triangle (excludes motorcycles)
- Reflective jacket – a reflective jacket must be kept inside the vehicle (not in the boot) so you can reach it without exiting the vehicle. Before exiting the vehicle you must put it on in an emergency/breakdown situation
- As of 1st July 2012 it became illegal to drive in France (including motorcyclists but excluding mopeds) without an NF-approved (Norme Française) breathalyser in the vehicle. The 'NF' number demonstrates the breathalyser

has been certified by the French authorities. No penalty will be imposed if it cannot be presented, however

- Snow chains - must be fitted to vehicles using snow-covered roads in compliance with the relevant road sign. Maximum speed limit 31 mph (50km/h)

Visit: www.rac.co.uk/travel/driving-abroad/countries/france/ for more details.

Germany Checklist

- A valid UK driving licence
- A GB sticker displayed clearly on the back of your car - unless your car has 'Euro-plates' (number-plates that show a circle of 12 stars on a blue background)
- Your motor insurance certificate
- A warning triangle is recommended for UK motorists but not compulsory to use if you

5 Country checklist

break down or need to pull over to change a wheel or deal with any other problems

- Headlamp converters (stickers you put on your headlights when you're driving on the right, so your lights don't dazzle motorists coming the other way)
- A first aid kit
- Winter tyres during wintery conditions (it is forbidden to drive in winter weather conditions in Germany on summer tyres). Suitable tyres will normally be marked with 'M+S', a snowflake or snowy mountains symbol but it is worth checking with your tyre supplier to make sure they are winter tyres

Visit: www.rac.co.uk/travel/driving-abroad/countries/germany/ for more details.

Italy Checklist

- A valid UK driving licence. If you don't have a photo card licence, you'll need an

International Driving Permit - find out more here: www.rac.co.uk/driving-abroad/international-driving-permit/

- A GB sticker on the back of your car – unless your car has 'Euro-plates' (number-plates that show a circle of 12 stars on a blue background)
- Your motor insurance certificate and V5 registration document or hire car paperwork
- A warning triangle inside the car in case you break down
- Headlamp converters (stickers you put on your headlights when you're driving on the right, so your lights don't dazzle motorists coming the other way)
- A reflective jacket within reach inside the car. You'll need to wear this if you stop for any reason outside built-up areas or where there's poor visibility, even if you're just setting up a warning triangle. This is not applicable to two-wheeled vehicles. It also applies to passengers





5 Country checklist

- Snow chains if you're driving in the Val d'Aosta region between 15 October and 15 April or at other times if conditions dictate
- In other areas, this obligation is indicated by the International Road Sign and is applicable from 1 November to 15 April. Provinces can introduce their own legislation making the use of winter tyres or snow chains compulsory. Maximum speed limit if using snow chains is 31mph (50 km/h)

Visit: www.rac.co.uk/travel/driving-abroad/countries/italy/ for more details.

Spain Checklist

- A valid UK driving licence. If you don't have a photo card licence, you'll need an International Driving Permit - find out more here: www.rac.co.uk/driving-abroad/international-driving-permit/
- A GB sticker on the back of your car - unless your car has 'Euro-plates' (number-plates that show a circle of 12 stars on a blue background)

- Your motor insurance certificate and, if applicable, hire car paperwork
- One warning triangle inside the car (but two is recommended)
- Headlamp converters (stickers you put on your headlights when you're driving on the right, so your lights don't dazzle motorists coming the other way)
- A reflective jacket within reach inside the car (the passenger compartment is recommended). You'll need to wear this if you stop and exit your vehicle for any reason on the carriageway of all motorways and main or busy roads, even if you're just setting up a warning triangle. It is, however not actually mandatory to carry a reflective jacket in the vehicle
- Spare tyre - or tyre repair kit and the equipment to change the tyre
- If you usually wear glasses or contact lenses, you must carry a spare pair with you in the car

Visit: www.rac.co.uk/travel/driving-abroad/countries/spain/ for more details.

5 Country checklist

Belgium Checklist

- A valid UK driving licence
- A GB sticker on the back of your car - unless your car has 'Euro-plates' (number-plates that show a circle of 12 stars on a blue background)
- Your motor insurance certificate
- A warning triangle within reach inside the car (compulsory for all vehicles with more than two wheels), In case of breakdown, the triangle must be placed at a minimum distance of 30m on normal roads and 100m on motorways so that it is visible to approaching drivers at a distance of some 50m. In built-up areas, when the 30m distance cannot be respected, the triangle must be placed closer to the vehicle and even, if necessary, on the vehicle. The hazard warning lights of the vehicle can be used in conjunction with the triangle but they do not replace it

- Headlamp converters (stickers you put on your headlights when you're driving on the right, so your lights don't dazzle motorists coming the other way)
- A reflective jacket within reach inside the car. You'll need to wear this if you stop for any reason outside built-up areas, even if you're just setting up a warning triangle. Drivers stopping at places where parking is not allowed must wear a reflective safety jacket as soon as they leave their vehicle
- A fire extinguisher and a first aid kit are recommended but not compulsory (they are a legal requirement for Belgian registered vehicles)

Visit: www.rac.co.uk/travel/driving-abroad/countries/belgium/ for more details.





6 If things go wrong...

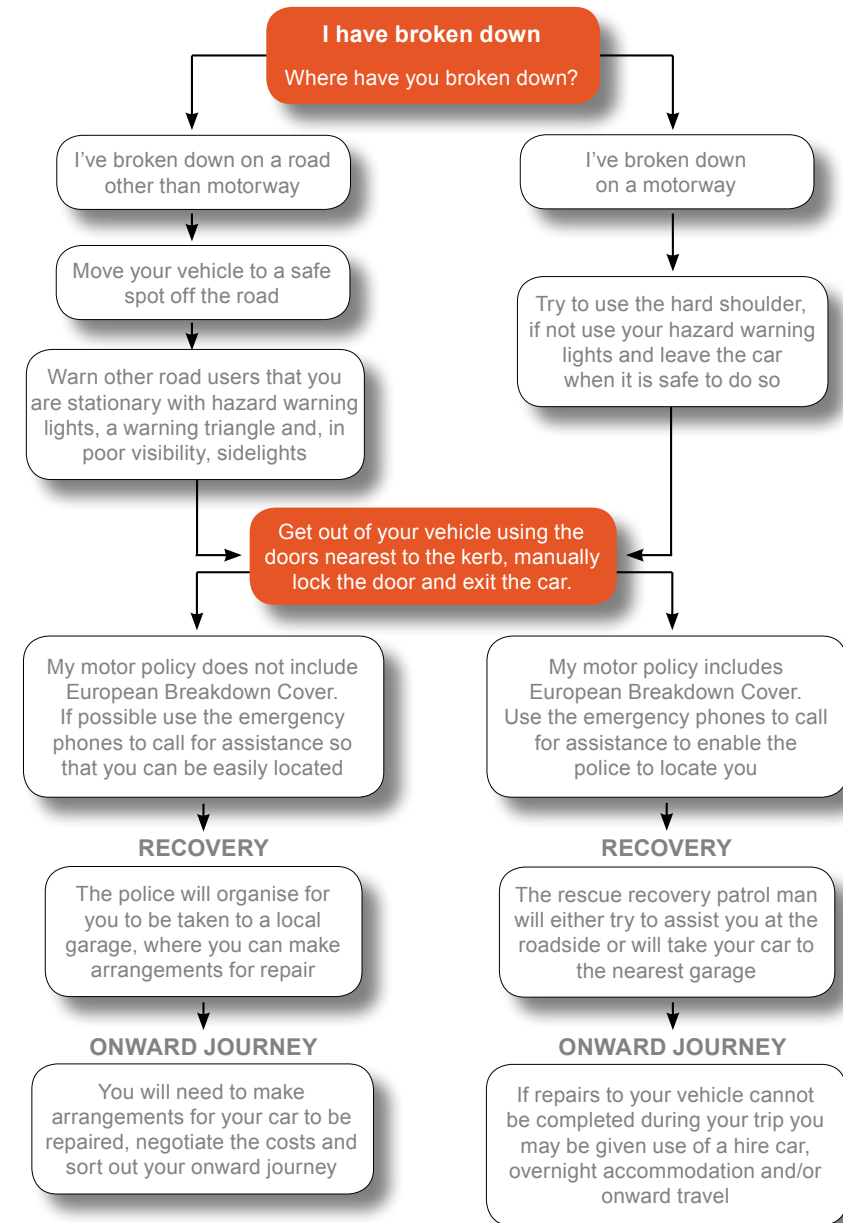
Every year, tens of thousands of British motorists break down and require roadside assistance while driving in Europe on holiday while some unfortunate holidaymakers are involved in car accidents.

While this represents the minority of drivers, the fact of the matter is that things can and do go wrong and accidents happen.

RAC research has found that three in 10 UK motorists (30%) are concerned about having an accident abroad while 29% worry about breaking down on holiday. Despite this, 13% of drivers have travelled abroad without checking their breakdown cover and 12% without reviewing their insurance policy even though more than half (51%) of UK motorists cite getting roadside assistance as quickly as possible as their main concern when breaking down.

It goes without saying that the more prepared you are, the better equipped you will be to handle the situation.

Here are a few simple steps to follow in the event of a breakdown or accident:



7 Driving abroad checklist

Don't get caught out – there are a number of things you can do before you set off on your driving holiday to make sure you are prepared for any eventuality.

Here is a quick, handy checklist to ensure you are ready to drive abroad safely and legally and have a trouble-free, relaxing break.

Before you go:

1. Familiarise yourself with the driving laws of the country you are visiting
2. Check your breakdown cover and if required, extend it for Europe or take out a new policy
3. Check with your insurance company that you are fully covered to drive abroad
4. Find out if you need an International Driving Permit (IDP)
5. Get your car serviced before you go
6. Check what compulsory equipment you need to take with you in your car

7. Remember to keep all your essential paperwork together in one place
8. Don't forget to display your GB sticker (if you don't have a GB Euro number plate)
9. Remember to carry some car maintenance essentials such as a jack and wheel removal tools

Don't drive off without checking:

1. You have a spare set of keys
2. You've got your 'travel pack' containing: driving licence, car registration document, passport, IDP (if required), motor insurance certificate, breakdown policy and contact numbers, travel insurance documents and emergency helpline numbers
3. You've packed a fire extinguisher, first aid kit, tool kit, spare bulbs and a warning triangle
4. If travelling to France, you've remembered your NF-approved (Norme Francaise) breathalyser and a reflective jacket





7 Driving abroad checklist

When you're there:

1. Remember to drive on the correct side of the road – normally the right-hand side in most European countries – and take extra care on roundabouts, overtaking and pulling out of parking spaces
2. Adjust your headlamps so you don't dazzle oncoming drivers
3. Plan your route each day and double-check it against a detailed map of the area – don't rely solely on sat-nav
4. Make sure you have spare money to cover any toll roads you encounter or for any unexpected costs on your travels
5. Expect the unexpected and drive defensively – the local driving style may be very different to the UK's
6. Never drive when you are tired and make sure you take regular breaks
7. Make sure you and your passengers always wear their seatbelts
8. Never drink and drive – the alcohol limit may be lower than in the UK and in some countries, there is zero tolerance for drink driving
9. Don't use your mobile phone while driving or get distracted by your sat-nav
10. If you're involved in an accident, contact your insurer immediately

8 Need more advice?

Helpful websites

www.rac.co.uk/travel/driving-abroad

Everything you need to know about driving in Europe and further afield from one of the UK's biggest motoring organisations

www.fcowidget.com

Up-to-date travel advice by country from the Foreign Office including useful information on renewing passports and how to access support and help abroad

www.gov.uk/driving-abroad

General advice from the Foreign Office on driving abroad and advice on getting an International Driving Permit

Helpful phone numbers

0800 015 6000

RAC European Breakdown Cover – for a free quote for your driving holiday

0844 891 3111

RAC Insurance – for a free quote

0844 numbers are charged between 1p and 13p per minute for landline customers. Calls may be monitored and/or recorded.

EBC - Breakdown cover provided by RAC Motoring Services (Registered No 01424399) and RAC Insurance Ltd (Registered No 2355834). Registered in England; Registered Offices: RAC House, Brockhurst Crescent, Walsall WS5 4AW. Arranged, sold and administered by RAC Motoring Services who is authorised and regulated by the Financial Conduct Authority in respect of insurance mediation activities only. RAC Insurance Ltd is authorised by the Prudential Regulation Authority and regulated by the Financial Conduct Authority and the Prudential Regulation Authority.

Travel - Basic, Standard and Executive RAC Travel Insurance policies are sold, administered and underwritten by ACE European Group Limited. RAC Financial

Services Ltd is an Agent of ACE European Group Ltd (ACE). RAC Financial Services Ltd is authorised and regulated by the Financial Conduct Authority, registered in England No. 5171817. Registered Office: RAC House, Brockhurst Crescent, Walsall, WS5 4AW. ACE European Group Limited registered in England & Wales registered number 01112892 with registered office at 100 Leadenhall Street, London EC3A 3BP, authorised by the Prudential Regulation Authority and regulated by the Financial Conduct Authority and the Prudential Regulation Authority reference number 202803. This can be checked on the Financial Services Register at www.fca.org.uk/register or by contacting the FCA on 0800 111 6768.